






# Visitors Information

## Location

Aomori Museum of Art  
185 Chikano, Yasuta, Aomori City,  
Aomori Pref. 038-0021, Japan  
Tel +81-017-783-3000  
Fax +81-017-783-5244  
www.aomori-museum.jp

## Access

-  10 min. by car from JR Shin-Aomori station
-  20 min. by car from JR Aomori station
-  30 min. by car from Aomori Airport
-  5 min. from Aomori I.C. on the Tohoku Expressway
-  20min. by bus bound for "SANNAI MARUYAMA ISEKI" from JR Aomori Station. The Bus Stop "Kenritsu-bijutsukan-mae"

## Open Hours

6/1 – 9/30 9:00 – 18:00

10/1 – 5/31 9:30 – 17:00

\*Final Admission 30 minutes before closing.

## Closed

The 2nd and 4th Mondays, and 12/27 – 12/31, except for National Holidays on Monday, in which case the museum opens on the holiday and closes the following Tuesday instead.

We may also irregularly close during the temporary exhibitions and preparations for the following exhibition.



## Access to Aomori

from TOKYO :  
1:15 hours by air.  
4:20 hours by express railway.  
from OSAKA :  
1:20 hours by air.

